


## Purple Mash Home Learning Challenges - Thursday 18<sup>th</sup> October

In Year 1 we have decided to start setting the children home learning challenges. This week's challenge can be found on Purple Mash via the school website. We have provided this guide to help your child access the '2do' as it is the first time they have used this feature on Purple Mash.

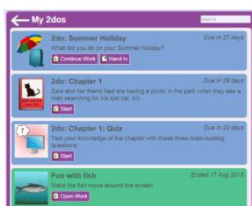
This week's home learning is: **2do Dragon and Knight**

### 2dos for Pupils:


Any pupil who is assigned a 2do will see it within the 2dos  tab on the Purple Mash homepage.

When the pupil clicks on this tab, they will see a list of all the 2dos they have been set by their Teachers. The 2dos will be in "due date" order with completed assignments at the bottom.

E.g.




### To complete a 2do:

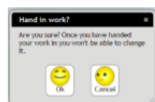
Step 1: Pupil should click on the  button. This will take them to the work that needs to be completed.

Step 2: Complete the work. When the pupil has completed the work, they should save it. This will save the work into a folder called 2dos for the Teacher to mark. Pupils can only see their completed assignments within the 2dos application.

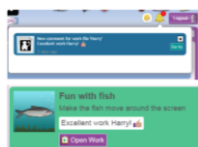
Step 3: Once a pupil has saved their work, they can continue working on it or hand it in.

Pupils can add a typed comment and also an audio comment for the teacher when they click the  button.

Once a piece of work has been handed in, it can no longer be changed by the pupil.



Step 4: When the teacher who set the 2do has marked the work, students will receive a notification telling them that their work has been marked. Comments will show under the 2do.



You're done!